
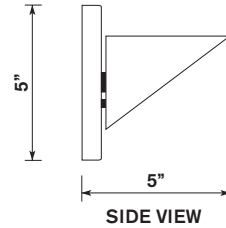
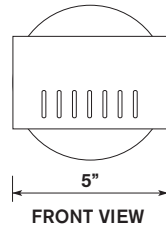


VECTOR

Model 150



model | 150



vector | model 150

Clean, contemporary design provides a bright, high lumen wash of indirect illumination and features up to 150 watts of dimmable, white, tungsten-halogen light in a wide range of finish options.

MODEL	LAMPING	VOLTAGE	FINISH
-------	---------	---------	--------

model **150** - vector: model 150

lamping **Quart Halogen**
75 - (1) 75 watt • DC Bayonet base
76 - (1) 100 watt • DC Bayonet base
77 - (1) 150 watt • DC Bayonet base

voltage **1** - 120 Volt

finish **BK** - Black
WH - White
TT - Titanium
BZ - Bronze
CS - Custom Finish

photometrics:

- download .ies format file for model 150 at www.electrix.com

quick ship:

- see page QS.2 of the Specifier's Guide for quick ship program on model 150

diffuser lens:

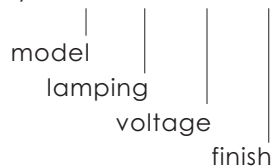
- included

mounting:

- mounts to standard 4" electrical wall junction box



how to specify: **150 76 1 WH**



electrix
ILLUMINATION